

Home learning-year 1- Maths - Week 6 - Monday 4th May 2020

Dear parents/children

I hope you are all well and are enjoying your home learning. Below are the **maths** activities for week 6. Good luck and have fun!

This week we will be using some videos to help your child with their learning. Each day please click on the link given or copy and paste it so that your child can watch the video. There are some practise activities for your child to do after each video lesson. **Please do one lesson each day.**

KS 1 - multiplication

Monday (4-5-20): Lesson 6

Key Stage 1: Multiplication

Lesson 6

Introduction of money and the 1p coin

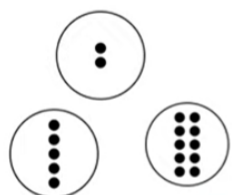
Use the link below to watch the lesson. Then, do the practise activities with your child (below the link) to help them with their learning.

https://www.youtube.com/watch?v=vZfyW9FF2eA&list=PLQqF8sn28L9yTV9WxpHw-9BbqRe_f49fr&index=6

Use the stem sentence:

There are _____ one penny coins. The total value is _____ pence.

Practise using one penny coins to buy items in a shop (that you make at home. Use any items that you have at home to make a pretend shop). Make prices between 1p and 10p for the items in you shop. Then put labels on the things in your shop and pretend to go and buy them using your 1 penny coins.



Before tomorrow's lesson - see if you can find some more coins and also make sure you have the tokens you made last week ready to use too.

Tuesday (5-5-20): Lesson 7

Key Stage 1: Multiplication

First, watch the video:













Lesson 7

Introduction and comparison of 2p, 5p and 10p coins

https://www.youtube.com/watch?v=Q15agGRCUJI&list=PLQqF8sn28L9yTV9WxpHw-9BbqRe_f49fr&index=7

Use the stem sentence:

This is a _____ pence coin. It has a value of _____ p

Coin	Heads	Tails	Pre-money token
1p			
2p			
5p			
10p			

Then, do the activities below:

Using the coins from today's video lesson. Play the game with your adult. Ask your adult to choose a coin and describe it to you. Can you work out which coin it is?

Can you now sort all your coins into groups? Put all the one pence coins

together, all the two pence coins together, all the 5p coins together and all the 10p coins together. See how many of each type of coin you have.



Wednesday (6-5-20): Lesson 8

Key Stage 1: Multiplication

Lesson 8

Consider the value of 2p, 5p and 10p coins

First, watch the video

https://www.youtube.com/watch?v=g6p6YdhEuxY&list=PLQqF8sn28L9yTV9WxpHw-9BbqRe_f49fr&index=8

Use the sentences:

I say two pence, but I think two one-pennies.

I say five pence, but I think five one-pennies.

I say ten pence, but I think ten one-pennies.

I say six pence, but I think six one-pennies. Etc.


Then do the activity below

Practice activity

- Have pairs of purses. Show one coin in one purse and in the other show how many pennies would have the same value.

REMEMBER :

We say 5 pence, but we think 5 one-pennies.



Thursday (7-5-20) - Lesson 9

Key Stage 1: Multiplication

Lesson 9

Consider the value of a set of 2p coins

You will need a 1p, 2p, 5p and 10p coin for today's lesson. Get them before you start the video.

Then, watch the video

https://www.youtube.com/watch?v=58rW-bv6YNY&list=PLQqF8sn28L9yTV9WxpHw-9BbqRe_f49fr&index=9

Then do the activity below

Using your two pence coins make your own sets and find out the value of each set.

There are ____ coins.

Each coin has a value of ____ p

This is ____ p

Use the stem sentences to help you. Say them out loud to show your understanding.

Friday (8-5-20): - Lesson 10

Key Stage 1: Multiplication

Lesson 10

Consider the value of a set of 5p coins and a set of 10p coins

First, watch the video

https://www.youtube.com/watch?v=CDYvlzFbHDU&list=PLQqF8sn28L9yTV9WxpHw-9BbqRe_f49fr&index=10

Then do the practice activity.

Use the stem sentences:

There are ____ coins.

Each coin has a value of ____ p.

This is ____ p.

Practice activity

Set up a 5p shop.



Set up a pretend shop in which all items can be paid for with 5p coins. Each item would need to have a price that is a multiple of 5. You could use the number line to help you put prices on the items.

Please also continue to work on:

- Counting forwards and backwards in 1s, 2s, 10s & 5s
- All number bonds (facts) within 10. Children need rapid recall of these facts.
- Count, read and write numbers to 20 in numerals and words (see word mat week 4/5 maths).
- Count and write numbers to 50 in numerals (then to 100).
- One more/one less. Can your child tell you one more or one less than a given number (e.g. What is one more than 23? What is one less than 42?)
- Recognise coins and learn their value.

Again, you could continue to use the 'hit the button' on line game to help your child learn their number bonds to 10. See the link below (use number bonds- then select addition facts within 10).

<https://www.topmarks.co.uk/maths-games/hit-the-button>

Number bonds to 10 (and within 10) are extremely important facts that all children should know.

You could also use the Numbots (TT rockstars website) to improve your child's knowledge of number bonds, number recognition (subitising), addition and general number fluency. Use the link below and log in details are on the school website (under year 1).

Please use the link below to access this:

<https://play.ttrockstars.com/auth/school/student>

You will need to type in the school's name: St Teresas Catholic Primary school, **Basildon**.

From there you will be asked to log in using your child's username and password.

Once on the website select Numbots. Your child can then begin to work through the games.

Generally, your child should use **story mode** (daily if possible - as little and often is best) as this builds up gradually as children work through each level. This is the level through which your child will develop their learning and progress. It would be good to use the challenge level weekly so that your child can see how they are progressing against the challenge.