

What to do today

IMPORTANT! Parent or Carer – Read this page with your child and check that you are happy with what they have to do and with any weblinks or use of the Internet required.

If unable to print, prepare page with speech bubbles, and prepare a page like the poem planner.

1. Reading poems

Read and enjoy the poem *Tell it the to the Dog* by Joshua Siegal.

- Highlight/underline the pairs of rhyming words in the poem.
- Why do you think it makes the child feel better to tell the dog about their problems?

2. Moaning to a pet

What would you moan about to a pet or animal?

- Think of four different things: maybe something to do with the weather, school, food, bedtime, rules, brothers or sisters, etc.
- Use each of the speech bubbles on *Moaning to a Pet* to write out sentences explaining your things: *I am fed up because it is always raining...; I really hate eating peas because they...*
- Use good word spaces in your sentences. Don't forget to use a capital letter and a full stop for each sentence.

3. Poem writing

Write a poem about telling a pet your worries and problems.

- Carefully read the instructions on *Writing a Rhyming Poem*.
- When you have drafted your poem on the *Planner*, copy it out in your best handwriting onto the *poem paper*.

Now try this Fun-Time Extra

- Decorate your poem with pictures that go with your lines.
- Can you learn your poem off by heart?

Tell it to the Dog

If you have had
an awful day
and no one wants
to come and play
and all your woes
won't go away,
just tell it to the dog.

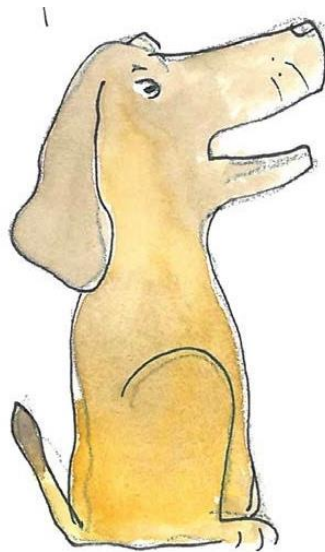
If everybody
picks on you
and all your plans
have fallen through;
if you feel lonely,
sad and blue,
just tell it to the dog.

Dogs do not judge.
They understand.
They rub your leg.
They lick your hand.
If you feel lost
in no-man's-land
just tell it to the dog.

Dogs keep your secrets
safe within.
They don't care if
you lose or win.
So turn that frown
into a grin
and tell it to the dog.





(Or, failing that,
make do with the cat...)

by Joshua Seigal



From *Happy Poems*,
edited by Roger McGough.

Moaning to a Pet



Writing a Rhyming Poem

Instructions:

1. Think of the pet or animal for your poem, e.g. a *hamster*.
This will be your title on your *Poem Planner*: *Tell it to the Hamster*.

2. Reread the first line of the poem: *If you have had an awful day...*

3. At the end of the second line, in the yellow box, add a word that rhymes with *day*.
If you are not sure which word to use, try one these...

stay say tray grey may spray clay hooray away

4. Now write the sad, 'moany' line that ends in the rhyming word you have chosen: *and the sky has been all cloudy and grey*.

5. On the next line, add in your animal's name: *Just tell it to the hamster*.

6. Reread the next line of the poem, *If everybody picks on you,*

7. Fill in the next yellow box with a word that rhymes with *you*. Use your own word or try one of these:

shoe too queue loo do few goo true boo new

8. Write the sad, 'moany' line that ends in that rhyming word: *and you managed to get stuck in the loo,*

9. Again, add your animal's name to the next line: *Just tell it to the hamster.*

10. Do the same thing one last time for the line: *Hamsters do not judge, they understand.*

grand sand band hand brand land planned

e.g. *They... bounce around like a rubber band.*

11. Complete the last line on the *Planner*: *Just tell it to the hamster!*

My Poem Planner: Tell it to the _____

If you have had an awful **day**

and _____,

Just tell it to the _____.

If everybody picks on **you**

and _____,

Just tell it to the _____.

_____ do not judge, they understand,

they _____.

Just tell it to the _____ !

(and failing that... make do with the cat.)

